


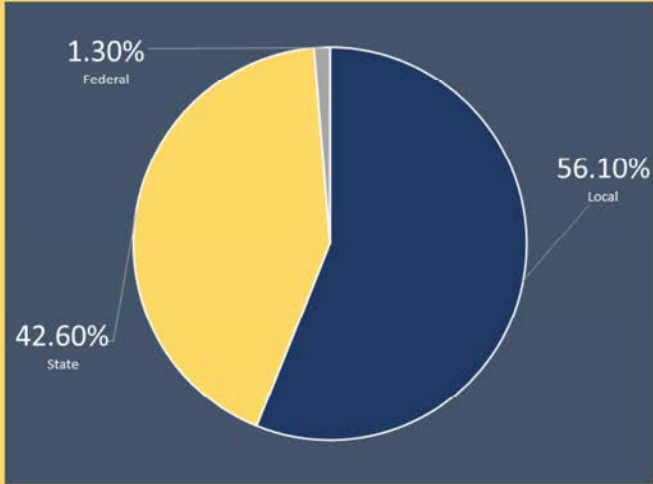
M  
Montoursville Area School District

# Budget Talks

March 26, 2019




## Revenue



**Local Revenue**

Monies generally produced, generated,  
or collected within the boundaries of  
the District.

56.1%



## Local Revenue

LOCAL REVENUE	2018-2019 Budget	2019-2020 Budget	Increase (Decrease)
6111 CURRENT REAL ESTATE TAXES	\$11,499,970	\$11,837,970	\$338,000
6112 INTERIM REAL ESTATE TAXES	\$30,000	\$25,000	(\$5,000)
6113 PUBLIC UTILITY REALTY TAXES	\$15,000	\$15,000	\$0
6114 PAYMENTS IN-LIEU OF TAXES	\$45,000	\$45,000	\$0
6151 EARNED INCOME TAXES	\$3,475,000	\$3,575,000	\$100,000
6153 REAL ESTATE TRANSFER TAXES	\$200,000	\$215,000	\$15,000
6411 DELQ. REAL ESTATE TAXES	\$470,000	\$470,000	\$0
6420 DELQ. PER CAPITA TAXES, 679	\$0	\$0	\$0
6441 DELQ. PER CAPITA TAXES, 511	\$0	\$0	\$0
6510 EARNINGS ON INVESTMENTS	\$20,000	\$100,000	\$80,000



Current real estate taxes are taxes assessed and levied upon property, see slide six.

Interim real estate taxes are taxes levied on new construction not appearing on the current real estate tax rolls.

Public Utility Realty Tax is revenue received under the terms of Act 4 of 1999 (Public Utility Realty Tax Act). Lands and structures owned by public utilities, regulated by the Pennsylvania Public Utility Commission, and used in providing their services are taxed by the state, which then distributes a prescribed sum among local taxing authorities. This payment of state tax is in lieu of local taxes upon utility realty.

Payments In-Lieu of Taxes is revenue received for property withdrawn from the tax rolls of the school district for public housing, forestlands, game lands, water conservation, or flood control.

Earned Income Tax is a proportional tax levied on the wages, salaries, commissions, net profits or other compensation of residents within the taxing district, presently levied at 1.15%.

Real Estate Transfer Tax is a proportional tax levied on the transfer price of real property within the taxing district presently levied at one-half of one percent (0.5%).

Delinquent Taxes is revenue received from all levies that have become delinquent. Delinquent, for accounting purposes only, means taxes recognized as revenue in a fiscal year subsequent to the fiscal year of levy.

Earnings on Investments is revenue earned through the investment of cash.

## Local Revenue

LOCAL REVENUE (continued)	2018-2019 Budget	2019-2020 Budget	Increase (Decrease)
6710 ATHLETIC EVENT ADMISSIONS	\$48,000	\$51,800	\$3,800
6740 ACTIVITY PARTICIPATION FEE	\$6,800	\$9,000	\$2,200
6832 IDEA FUNDING	\$300,430	\$300,430	\$0
6910 FACILITY RENTALS	\$3,000	\$3,000	\$0
6940 TUITION PAYMENTS	\$76,000	\$78,250	\$2,250
6980 REVENUE COMMUNITY SERV. ACTV.	\$0	\$0	\$0
6999 MISCELLANEOUS REVENUE	\$20,000	\$20,000	\$0
<b>TOTAL LOCAL REVENUE</b>	<b>\$16,209,200</b>	<b>\$16,745,450</b>	<b>\$536,250</b>



Athletic Events Admissions is revenue from patrons of a school-sponsored activity.

Athletic Participation Fee is revenue received for student participation in Pennsylvania Interscholastic Athletic Association (PIAA) teams and cheerleading.

IDEA Funding is revenue originating from the US Department of Education Office of Special Education Programs, but distributed through the local Intermediate Unit for Part B of the Individuals with Disabilities Education Act (IDEA), which provides funding to assist in providing a free appropriate public education in the least restrictive environment for children with disabilities ages 3 through 21.

Facility Rentals is revenue from the rental of school property.

Tuition payments is revenue received from patrons for education provided by the District, including: Summer School, Student Driver Training, and tuition payments from other local education agencies (LEAs).

Revenue from Community Service Activities is revenue generated from community service activities operated by the District.

Miscellaneous Revenues is revenues not otherwise specified such as refunds of prior year expenditures, energy efficiency incentives, student tobacco violations, and tax certification fees.


## Local Revenues – Real Estate Tax

<b>2018-19 Real Estate Tax Millage</b>		<b>15.40</b>
Adjusted Act 1 Index (.3)	X	1.30
Maximum Millage Rate Increase	=	15.86

	Millage	Assessed Value	Total Tax Levy	Estimated Collections
18-19	15.40	821,032,215	12,643,896	12,011,700
19-20	15.86	819,653,135*	12,999,699	12,349,700**
<b>Increase In Local Revenue</b>				<b>\$338,000</b>

\*Billing Assessment Totals By District 1/22/2019

\*\*Based on a 95% collection rate.



**State Revenue**

Monies originating from  
Commonwealth of PA appropriations  
and directly distributed to the District.

42.6%



## State Revenue

STATE REVENUE	2018-2019 Budget	2019-2020 Budget	Increase (Decrease)
7110 BASIC INSTRUCTIONAL SUBSIDY	\$7,036,992	\$7,162,152	\$125,160
7271 SPECIAL EDUCATION	\$1,276,771	\$1,299,463	\$22,692
7310 TRANSPORTATION	\$429,000	\$418,500	(\$10,500)
7320 RENTAL & SINKING FUND PAYMENTS	\$555,000	\$535,000	(\$20,000)
7330 MEDICAL & DENTAL SERVICES	\$35,000	\$35,000	\$0
7340 STATE PROPERTY TAX REDUCTION ALLOCATION	\$512,032	\$512,032	\$0
7501 PA BLOCK GRANTS	\$264,755	\$264,755	\$0
7800 OTHER INCOME FROM STATE	\$2,368,650	\$2,497,250	\$128,600
<b>TOTAL STATE REVENUE</b>	<b>\$12,478,200</b>	<b>\$12,724,152</b>	<b>\$245,952</b>



Basic Instructional Subsidy is revenue from the Commonwealth of PA for basic instruction and operation.

Special Education Subsidy is revenue received from the Commonwealth of PA for expenditures incurred in instructing school age special education students.

Transportation Subsidy is revenue received from the Commonwealth of PA for reimbursement of pupil transportation expenditures.

Rental and Sinking Fund Payments is revenue received from the Commonwealth of PA as a payment for approved lease rentals, sinking fund obligations, or any approved debt obligations for which the Department of Education has assigned a lease number.

Medical and Dental Services is revenue received from the Commonwealth of PA for health services (medical, dental, and nursing) expenditures.

State Property Tax Reduction Allocation is revenue received from the Commonwealth of PA designated for school district property tax reduction.

PA Block Grants is revenue received from the Commonwealth of PA to implement research-based programs to boost student achievement.

Other Income from the State include revenue from the Commonwealth of PA designated as the Commonwealth's matching share of 1) the employer's contribution of FICA taxes and 2) the employer's contribution to the Public School Employees Retirement System.

## Federal Revenue

Monies originating from federal sources and made available to the school district through direct grants, state channels, or other agencies conducting programs through the school district.

1.3%



## Federal Revenue

FEDERAL REVENUE	2018-2019 Budget	2019-2020 Budget	Increase (Decrease)
8514 TITLE I	\$245,180	\$300,000	\$54,820
8515 TITLE II	\$54,650	\$60,000	\$5,350
8517 TITLE IV	\$10,000	\$10,000	\$0
8810 PA. MEDICAL ACCESS FUNDING	\$0	\$0	\$0
<b>TOTAL FEDERAL REVENUE</b>	<b>\$309,830</b>	<b>\$370,000</b>	<b>\$60,170</b>

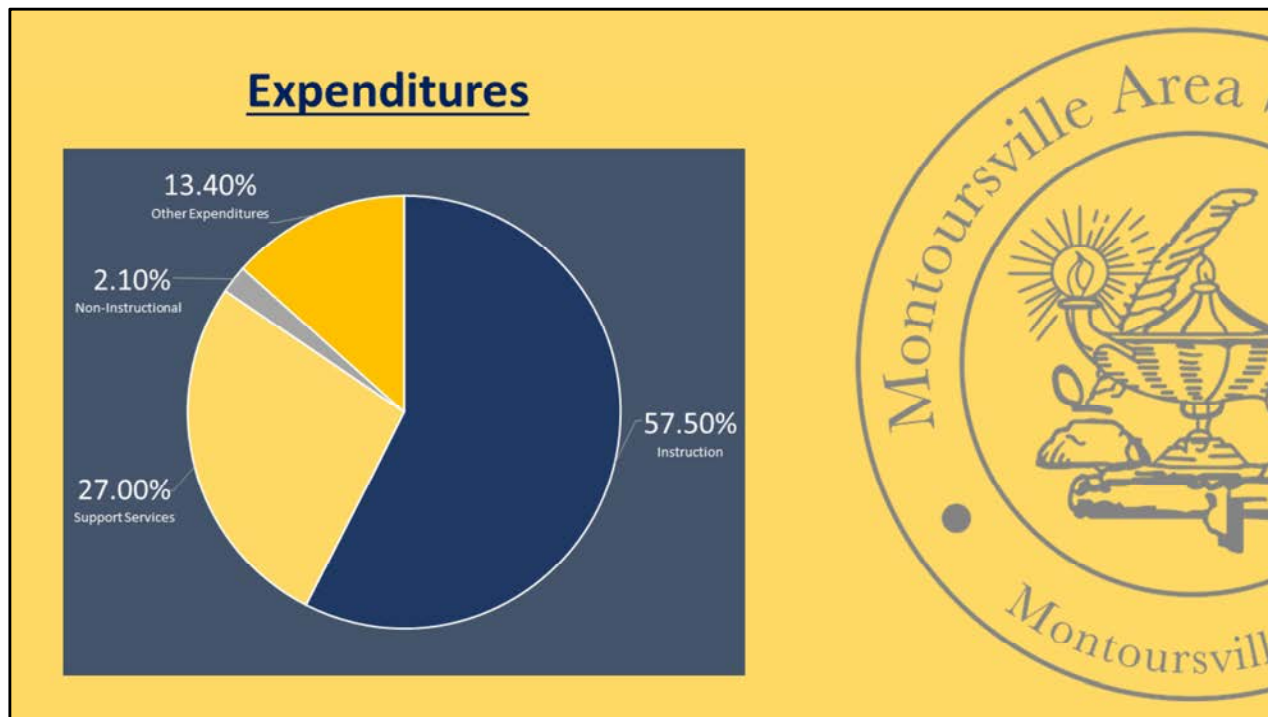


Title I is revenue received to improve the academic achievement of the disadvantaged, for the education of disadvantaged children.

Title II is revenue received to provide supplemental activities that strengthen the quality and effectiveness of teachers, principals and other school leaders.

Title IV is revenue received to provide all students with access to a well-rounded education, improve school conditions for student learning, and improve the use of technology in order to improve the academic achievement and digital literacy of all students.

PA Medical Access Funding is revenue from a medical assistance program in the form of reimbursements for direct, eligible health-related services provided to qualified students.



This budget proposes the replacement of all employees and positions contained in the 2018-2019 budget.

It also includes adding back a principal, 5<sup>th</sup> grade teacher and 2 paraprofessionals that were not replaced in prior years.

The PSERS employer contribution rate will increase from 33.43% of wages to 34.29% of wages for eligible employees.

The insurance plans provided through the Lycoming County Insurance Consortium (LCIC) will increase 3% for 2019-2020.

## Expenditures - Instruction

All activities dealing directly with the interaction between teachers and students, including related costs, which can be directly attributed to a program of instruction.

57.5%



## Expenditures - Instruction

<b>REGULAR PROGRAMS</b>	<b>2018-2019</b>	<b>2019-2020</b>	<b>Increase</b>
<b>Elementary and Secondary</b>	<b>Budget</b>	<b>Budget</b>	<b>(Decrease)</b>
100 SALARIES	\$7,569,994	\$7,791,169	\$221,175
200 EMPLOYEE BENEFITS	\$4,985,064	\$5,238,730	\$253,666
300 PURCHASED PROFESSIONAL & TECHNICAL SERVICES	\$4,240	\$4,240	\$0
400 PURCHASED PROPERTY SERVICES	\$5,300	\$6,650	\$1,350
500 OTHER PURCHASED SERVICES	\$277,900	\$253,400	(\$24,500)
600 SUPPLIES	\$204,500	\$212,200	\$7,700
700 PROPERTY	\$7,800	\$5,300	(\$2,500)
800 OTHER OBJECTS	\$6,000	\$5,000	(\$1,000)
<b>TOTAL REGULAR PROGRAMS</b>	<b>\$13,060,798</b>	<b>\$13,516,689</b>	<b>\$455,891</b>



Includes expenditures for activities designed to provide kindergarten through grade 12 students with learning experiences to prepare them for activities as citizens, family members, and non-vocational workers (as contrasted with programs designed to improve or overcome physical, mental, social and/or emotional handicaps).

## Expenditures - Instruction


<b>SPECIAL PROGRAMS</b>	<b>2018-2019</b>	<b>2019-2020</b>	<b>Increase</b>
<b>Elementary and Secondary</b>	<b>Budget</b>	<b>Budget</b>	<b>(Decrease)</b>
100 SALARIES	\$1,101,133	\$1,159,487	\$58,354
200 EMPLOYEE BENEFITS	\$671,370	\$711,451	\$40,081
300 PURCHASED PROFESSIONAL & TECHNICAL SERVICES	\$1,144,970	\$1,020,967	(\$124,003)
400 PURCHASED PROPERTY SERVICES	\$0	\$0	\$0
500 OTHER PURCHASED SERVICES	\$270,000	\$345,000	\$75,000
600 SUPPLIES	\$8,600	\$9,400	\$800
700 PROPERTY	\$0	\$2,000	\$2,000
800 OTHER OBJECTS	\$200	\$700	\$500
<b>TOTAL SPECIAL PROGRAMS</b>	<b>\$3,196,273</b>	<b>\$3,249,005</b>	<b>\$52,732</b>



Includes expenditures for activities designed primarily to deal with students having special needs. The special programs include support classes for elementary and secondary students that have been identified as exceptional.

## Expenditures - Instruction

<b>VOCATIONAL EDUCATION</b>	2018-2019	2019-2020	Increase
<b>Secondary</b>	Budget	Budget	(Decrease)
100 SALARIES	\$0	\$0	\$0
200 EMPLOYEE BENEFITS	\$0	\$0	\$0
300 PURCHASED PROFESSIONAL & TECHNICAL SERVICES	\$0	\$0	\$0
400 PURCHASED PROPERTY SERVICES	\$0	\$0	\$0
500 OTHER PURCHASED SERVICES	\$226,080	\$226,080	\$0
600 SUPPLIES	\$0	\$0	\$0
700 PROPERTY	\$0	\$0	\$0
800 OTHER OBJECTS	\$0	\$0	\$0
<b>TOTAL VOCATIONAL EDUCATION</b>	<b>\$226,080</b>	<b>\$226,080</b>	<b>\$0</b>



Includes expenditures for PDE approved programs under public supervision and control which provide organized learning experiences designed to develop skills, knowledge, attitudes and work habits in order to prepare individuals to enter into and progress through various levels of employment in occupational fields.

## Expenditures - Instruction

<b>OTHER INSTRUCTIONAL PROGRAMS</b>	<b>2018-2019</b>	<b>2019-2020</b>	<b>Increase</b>
<b>Elementary and Secondary</b>	<b>Budget</b>	<b>Budget</b>	<b>(Decrease)</b>
100 SALARIES	\$34,750	\$29,375	(\$5,375)
200 EMPLOYEE BENEFITS	\$14,400	\$12,500	(\$1,900)
300 PURCHASED PROFESSIONAL & TECHNICAL SERVICES	\$40,000	\$60,000	\$20,000
400 PURCHASED PROPERTY SERVICES	\$1,000	\$1,000	\$0
500 OTHER PURCHASED SERVICES	\$64,500	\$79,500	\$15,000
600 SUPPLIES	\$2,000	\$2,000	\$0
700 PROPERTY	\$0	\$0	\$0
800 OTHER OBJECTS	\$100	\$100	\$0
<b>TOTAL OTHER INST PROGRAMS</b>	<b>\$156,750</b>	<b>\$184,475</b>	<b>\$27,725</b>



Includes expenditures for activities that provide kindergarten through grade 12 students with learning experiences not included in the Regular, Special, or Vocational areas.

Drivers' education, Summer School, Homebound Instruction, Alternative Education

## Expenditures – Support Services

Services that provide administrative, technical (such as guidance and health), and logistical support to facilitate and enhance instruction.

27.0%



## Expenditures – Support Services


<b>PUPIL PERSONNEL SERVICES</b>	<b>2018-2019 Budget</b>	<b>2019-2020 Budget</b>	<b>Increase (Decrease)</b>
100 SALARIES	\$425,285	\$435,582	\$10,297
200 EMPLOYEE BENEFITS	\$293,840	\$305,210	\$11,370
300 PURCHASED PROFESSIONAL & TECHNICAL SERVICES	\$101,730	\$108,017	\$6,287
400 PURCHASED PROPERTY SERVICES	\$0	\$0	\$0
500 OTHER PURCHASED SERVICES	\$900	\$1,450	\$550
600 SUPPLIES	\$2,950	\$3,775	\$825
700 PROPERTY	\$0	\$0	\$0
800 OTHER OBJECTS	\$225	\$225	\$0
<b>TOTAL PUPIL PERSONNEL SERVICES</b>	<b>\$824,930</b>	<b>\$854,259</b>	<b>\$29,329</b>



Includes expenditures for activities designed to assess and improve the well being of students to supplement the teaching process and to meet the applicable provisions of Article XIII of the "Pennsylvania Public School Code of 1949," as amended, and Chapter 7 of the State Board of Education Regulations.

## Expenditures – Support Services


<b>INSTRUCTIONAL STAFF SERVICES</b>	<b>2018-2019 Budget</b>	<b>2019-2020 Budget</b>	<b>Increase (Decrease)</b>
100 SALARIES	\$383,093	\$390,287	\$7,194
200 EMPLOYEE BENEFITS	\$277,455	\$285,015	\$7,560
300 PURCHASED PROFESSIONAL & TECHNICAL SERVICES	\$237,881	\$269,629	\$31,748
400 PURCHASED PROPERTY SERVICES	\$20,000	\$20,000	\$0
500 OTHER PURCHASED SERVICES	\$68,000	\$73,010	\$5,010
600 SUPPLIES	\$171,620	\$179,550	\$7,930
700 PROPERTY	\$61,800	\$69,710	\$7,910
800 OTHER OBJECTS	\$0	\$0	\$0
<b>TOTAL INSTRUCTIONAL STAFF SVCS</b>	<b>\$1,219,849</b>	<b>\$1,287,201</b>	<b>\$67,352</b>



Includes expenditures for activities associated with assisting, supporting, advising and directing the instructional staff with or on the content and process of providing learning experiences for students.

## Expenditures – Support Services

<b>ADMINISTRATION SERVICES</b>	<b>2018-2019 Budget</b>	<b>2019-2020 Budget</b>	<b>Increase (Decrease)</b>
100 SALARIES	\$779,357	\$866,260	\$86,903
200 EMPLOYEE BENEFITS	\$543,172	\$619,964	\$76,792
300 PURCHASED PROFESSIONAL & TECHNICAL SERVICES	\$153,700	\$154,400	\$700
400 PURCHASED PROPERTY SERVICES	\$32,500	\$32,500	\$0
500 OTHER PURCHASED SERVICES	\$32,200	\$34,450	\$2,250
600 SUPPLIES	\$12,400	\$10,700	(\$1,700)
700 PROPERTY	\$5,500	\$7,500	\$2,000
800 OTHER OBJECTS	\$14,900	\$14,900	\$0
<b>TOTAL ADMINISTRATION SERVICES</b>	<b>\$1,573,729</b>	<b>\$1,740,674</b>	<b>\$166,945</b>



Includes expenditures for activities concerned with establishing and administering policy in connection with operating the local education agency (LEA).

## Expenditures – Support Services

<b>PUPIL HEALTH SERVICES</b>	<b>2018-2019 Budget</b>	<b>2019-2020 Budget</b>	<b>Increase (Decrease)</b>
100 SALARIES	\$186,905	\$187,166	\$261
200 EMPLOYEE BENEFITS	\$132,890	\$135,035	\$2,145
300 PURCHASED PROFESSIONAL & TECHNICAL SERVICES	\$73,070	\$73,070	\$0
400 PURCHASED PROPERTY SERVICES	\$1,100	\$1,375	\$275
500 OTHER PURCHASED SERVICES	\$0	\$0	\$0
600 SUPPLIES	\$4,150	\$5,000	\$850
700 PROPERTY	\$1,400	\$1,450	\$50
800 OTHER OBJECTS	\$0	\$0	\$0
<b>TOTAL PUPIL HEALTH SERVICES</b>	<b>\$399,515</b>	<b>\$403,096</b>	<b>\$3,581</b>



Includes expenditures associated with providing physical and mental health services, which are not direct instruction.

## Expenditures – Support Services

<b>BUSINESS SERVICES</b>	2018-2019 Budget	2019-2020 Budget	Increase (Decrease)
100 SALARIES	\$212,562	\$206,731	(\$5,831)
200 EMPLOYEE BENEFITS	\$166,215	\$167,035	\$820
300 PURCHASED PROFESSIONAL & TECHNICAL SERVICES	\$25,825	\$31,175	\$5,350
400 PURCHASED PROPERTY SERVICES	\$8,000	\$9,000	\$1,000
500 OTHER PURCHASED SERVICES	\$15,000	\$17,000	\$2,000
600 SUPPLIES	\$3,000	\$3,000	\$0
700 PROPERTY	\$0	\$0	\$0
800 OTHER OBJECTS	\$4,200	\$4,200	\$0
<b>TOTAL BUSINESS SERVICES</b>	<b>\$434,802</b>	<b>\$438,141</b>	<b>\$3,339</b>



Includes expenditures for fiscal and internal services necessary to carryout activities concerning with paying, transporting, exchanging and maintaining goods and services for the LEA.

## Expenditures – Support Services


<b>OPERATION &amp; MAINTENANCE OF PLANT SERVICES</b>	<b>2018-2019 Budget</b>	<b>2019-2020 Budget</b>	<b>Increase (Decrease)</b>
100 SALARIES	\$744,447	\$764,925	\$20,478
200 EMPLOYEE BENEFITS	\$531,080	\$581,240	\$50,160
300 PURCHASED PROFESSIONAL & TECHNICAL SERVICES	\$95,290	\$96,790	\$1,500
400 PURCHASED PROPERTY SERVICES	\$553,880	\$538,580	(\$15,300)
500 OTHER PURCHASED SERVICES	\$114,222	\$115,198	\$976
600 SUPPLIES	\$317,315	\$314,065	(\$3,250)
700 PROPERTY	\$7,500	\$8,400	\$900
800 OTHER OBJECTS	\$3,000	\$3,000	\$0
<b>TOTAL MAINTENANCE SERVICES</b>	<b>\$2,366,734</b>	<b>\$2,422,198</b>	<b>\$55,464</b>



Includes expenditures for activities concerned with keeping the physical plant open, comfortable, and safe for use, and keeping the grounds, buildings and equipment in effective working conditions and state of repair.

## Expenditures – Support Services

<b>STUDENT TRANSPORTATION SERVICES</b>	<b>2018-2019 Budget</b>	<b>2019-2020 Budget</b>	<b>Increase (Decrease)</b>
100 SALARIES	\$4,360	\$4,360	\$0
200 EMPLOYEE BENEFITS	\$1,900	\$1,900	\$0
300 PURCHASED PROFESSIONAL & TECHNICAL SERVICES	\$75,000	\$75,000	\$0
400 PURCHASED PROPERTY SERVICES	\$0	\$0	\$0
500 OTHER PURCHASED SERVICES	\$843,850	\$857,500	\$13,650
600 SUPPLIES	\$0	\$0	\$0
700 PROPERTY	\$1,000	\$1,000	\$0
800 OTHER OBJECTS	\$0	\$0	\$0
<b>TOTAL TRANSPORTATION SERVICES</b>	<b>\$926,110</b>	<b>\$939,760</b>	<b>\$13,650</b>



Includes expenditures for activities concerned with the conveyance of students to and from school, as provided by State and Federal law.

## Expenditures – Non-Instructional

Activities concerned with providing non-instructional services to students, staff, or the community.

2.1%



## Expenditures – Non-Instructional

<b>STUDENT ACTIVITIES</b>	<b>2018-2019 Budget</b>	<b>2019-2020 Budget</b>	<b>Increase (Decrease)</b>
100 SALARIES	\$236,000	\$236,000	\$0
200 EMPLOYEE BENEFITS	\$97,400	\$99,400	\$2,000
300 PURCHASED PROFESSIONAL & TECHNICAL SERVICES	\$61,740	\$63,740	\$2,000
400 PURCHASED PROPERTY SERVICES	\$21,600	\$21,700	\$100
500 OTHER PURCHASED SERVICES	\$131,125	\$136,500	\$5,375
600 SUPPLIES	\$22,450	\$18,725	(\$3,725)
700 PROPERTY	\$44,375	\$36,980	(\$7,395)
800 OTHER OBJECTS	\$15,210	\$20,210	\$5,000
<b>TOTAL STUDENT ACTIVITIES</b>	<b>\$629,900</b>	<b>\$633,255</b>	<b>\$3,355</b>



Includes expenditures for school sponsored activities under the guidance and supervision of the local education agency (LEA) staff.

**Expenditures – Other**  
**Expenditures**


This category includes debt expenditures, transfers to other funds (accounts) of the District, refunds of prior year revenues, etc.

13.4%



## Expenditures – Other Expenditures

<b>INTERFUND TRANSFERS OUT</b>	<b>2018-2019 Budget</b>	<b>2019-2020 Budget</b>	<b>Increase (Decrease)</b>
100 SALARIES	\$0	\$0	\$0
200 EMPLOYEE BENEFITS	\$0	\$0	\$0
300 PURCHASED PROFESSIONAL & TECHNICAL SERVICES	\$0	\$0	\$0
400 PURCHASED PROPERTY SERVICES	\$0	\$0	\$0
500 OTHER PURCHASED SERVICES	\$0	\$0	\$0
600 SUPPLIES	\$0	\$0	\$0
700 PROPERTY	\$0	\$0	\$0
800 OTHER OBJECTS	\$0	\$0	\$0
900 OTHER USES OF FUNDS	\$3,581,760	\$3,612,422	\$30,662
<b>TOTAL INTERFUND TRANSFERS OUT</b>	<b>\$3,581,760</b>	<b>\$3,612,422</b>	<b>\$30,662</b>



Includes expenditures that withdraw money from one fund and place it in another without recourse.

## Expenditures – Other Expenditures

<b>BUDGETARY RESERVE</b>	<b>2018-2019 Budget</b>	<b>2019-2020 Budget</b>	<b>Increase (Decrease)</b>
100 SALARIES	\$0	\$0	\$0
200 EMPLOYEE BENEFITS	\$0	\$0	\$0
300 PURCHASED PROFESSIONAL & TECHNICAL SERVICES	\$0	\$0	\$0
400 PURCHASED PROPERTY SERVICES	\$0	\$0	\$0
500 OTHER PURCHASED SERVICES	\$0	\$0	\$0
600 SUPPLIES	\$0	\$0	\$0
700 PROPERTY	\$0	\$0	\$0
800 OTHER OBJECTS	\$0	\$0	\$0
900 OTHER USES OF FUNDS	\$400,000	\$400,000	\$0
<b>TOTAL BUDGETARY RESERVE</b>	<b>\$400,000</b>	<b>\$400,000</b>	<b>\$0</b>




Budgetary Reserve is for unpredictable changes in the costs of goods and services, as well as the occurrence of events that are vaguely predictable during budget preparations, which nevertheless may require expenditures by the local education agency (LEA) during the fiscal year.

In accordance with school board policy 603, the district shall strive to maintain a general fund budgetary reserve line-item of not less than two percent (2%) and not more than ten (10%) of the general fund budgeted expenditures each fiscal year.


## Summary

<b>BUDGET SUMMARY</b>	<b>2018-2019 Budget</b>	<b>2019-2020 Budget</b>
TOTAL REVENUE	\$28,997,230	\$29,839,602
TOTAL EXPENDITURES	\$28,997,230	\$29,907,254
<b>EXCESS OF REVENUE OVER EXPENDITURES</b>	<b>\$0</b>	<b>(\$67,652)</b>



## Timeline

- **March 26, 2019**  
Draft of Proposed Budget Presentation
- **April 9, 2019**  
Budget Discussions
- **April 23, 2019**  
Budget Discussions
- **May 14, 2019**  
Adopt 2019-2020 Proposed Final Budget
- **June 11, 2019**  
Adoption of the Final Budget



# Discussion

