
SIS: eSD Mobile App for Guardians and Students

^ Table of contents

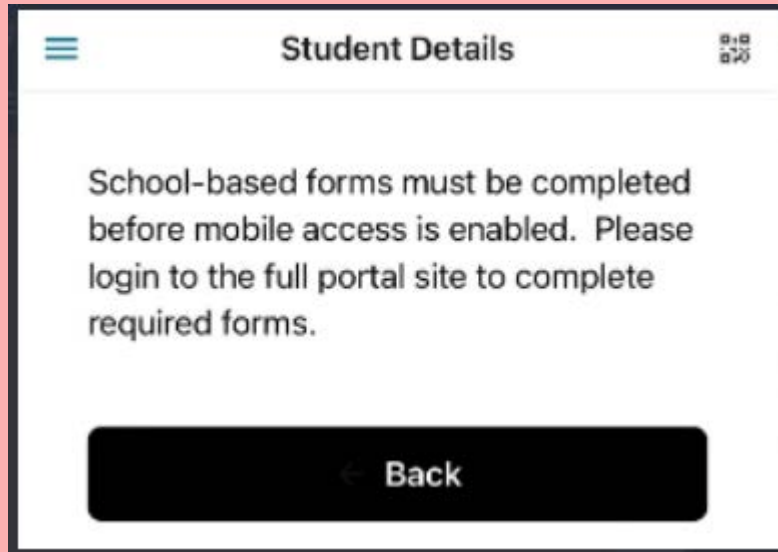
▾ Parent/Guardian and Student View

- Dashboard
- Left Menu
- Menu Items
-

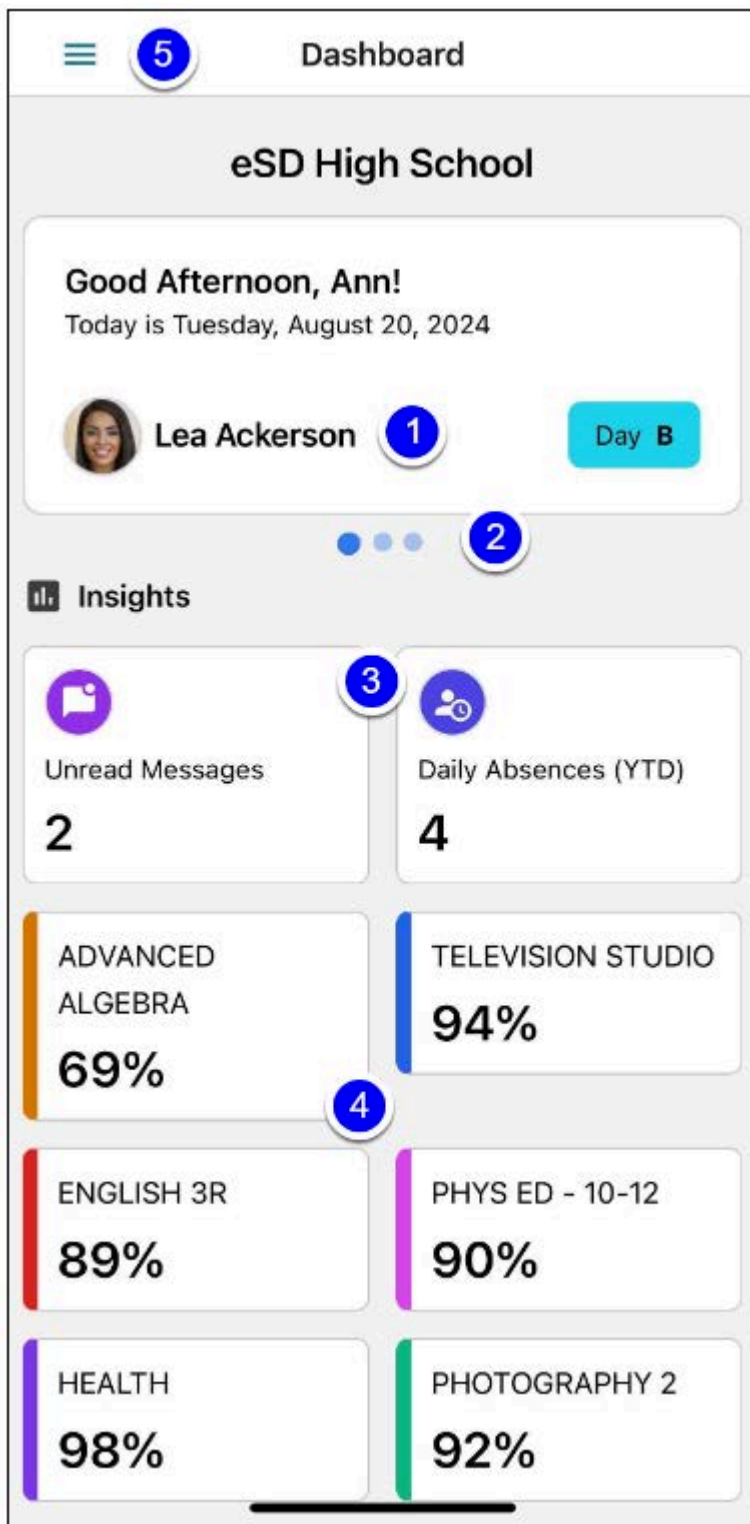
Parent/Guardian and Student View

This article describes the mobile app, assuming you have downloaded the app and logged in. Please see the [Mobile App Administration](#) article for information on downloading the mobile app.

⚠ **Important: The mobile app does not support contact verification.** If the LEA has enabled and enforced the contact verification, guardians must log into the portal to complete the verification process **BEFORE** they can log into the mobile app. The following message will appear for guardians who attempt to log into the mobile app without first completing contact verification:

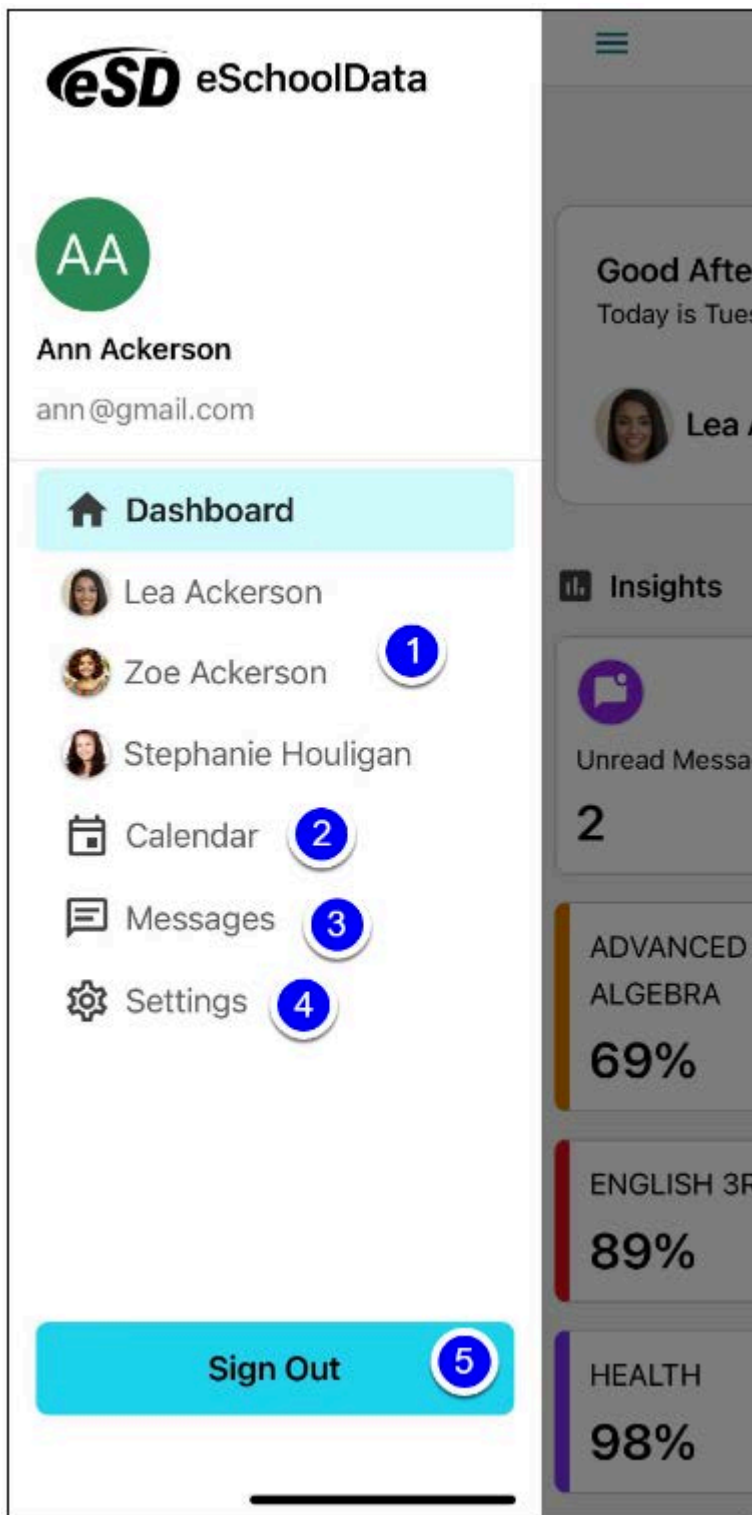


Dashboard



1. The **Student Name, photo (if available), and Day Code** appear at the top of the Dashboard.
2. If **more than one student** is linked to your account, swipe to the left or right to navigate between records.
3. **Messages** and **Year to Date Daily Absences** appear at the top of Insights.
4. If teacher **Gradebooks** are enabled, the running average for each course is displayed.
5. Use the **three-line menu** at the top left to open additional options.

Left Menu



1. Choose the student's name to view **Student Details**, including their schedule, attendance, and classwork.
2. The **Calendar** provides information about upcoming days and important events. See the Calendar tab below for more information.
3. **Messages** take users to an Inbox of all messages. See the Message tab below for more information.
4. **Settings** allows users to update account information and app settings. See the Settings tab below for more information.
5. Select **Sign Out** to be logged out and return to the login screen.

ⓘ Messaging may not be available for all schools. Please check with your school administrator if you are unable to send messages.

Menu Items

Student Details

Student Details 5

Lea Rose Ackerson (Rosie)
ID: 515441258 Grade: 12 1
justann2@aol.com

Contacts

By Term 2 Period Time

Term: 1

ADVANCED ALGEBRA Period 1
Projected Avg. 69%
A B 3 8:00 AM - 8:40 AM
Course Number M4X2BC Terms 1, 2
Teacher Larry Arney Room 413

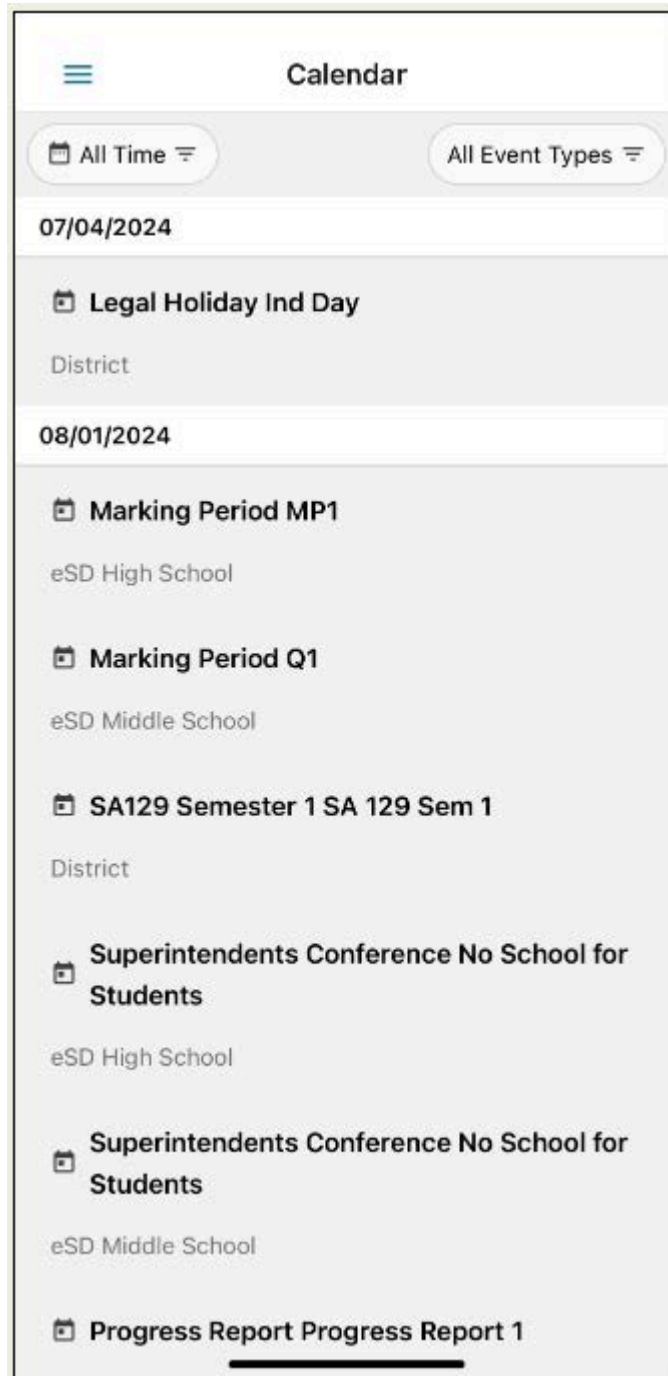
TELEVISION STUDIO Period 2
Projected Avg. 94%
A B 8:44 AM - 9:24 AM
Course Number T1R2B3 Terms 1, 2
Teacher Phyllis Foster Room 214

ENGLISH 3R Period 3
Projected Avg. 89%

Schedule Attendance 4 Classwork

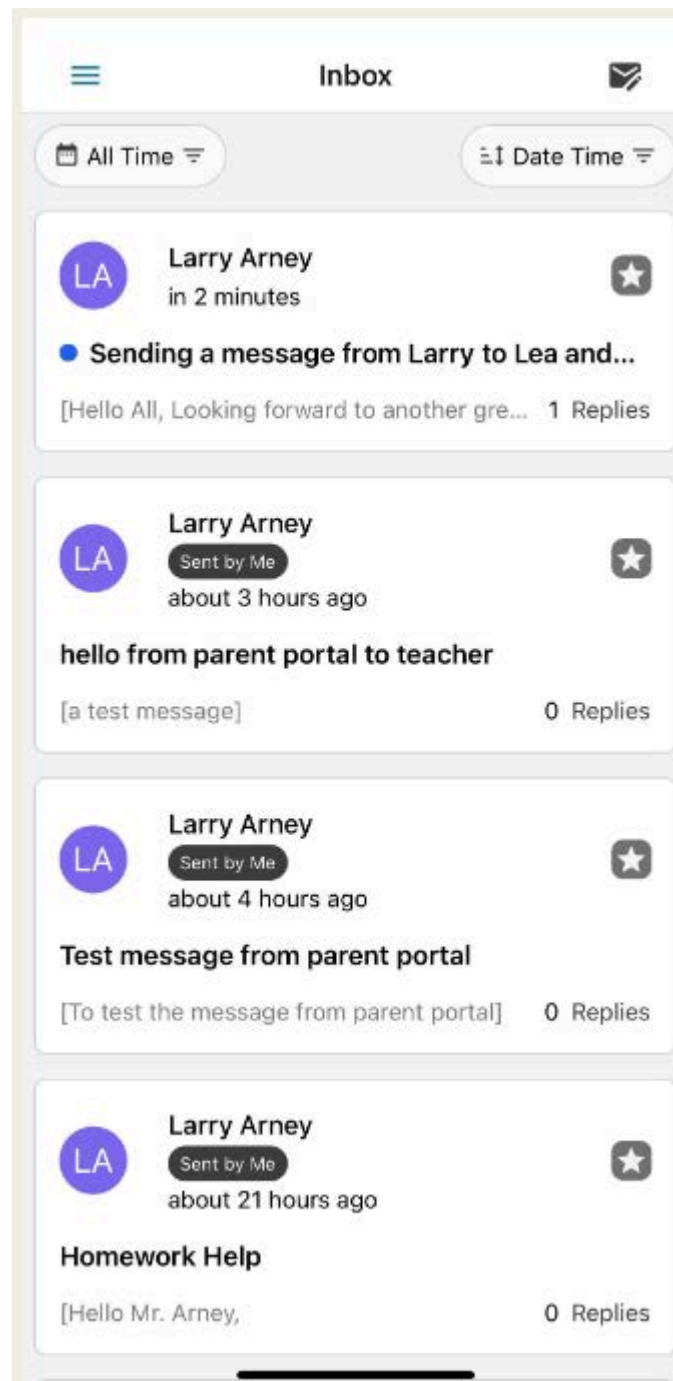
1. The **student's name, ID, grade, and email address** appear at the top.
2. The **current Term** is selected by default. To view a different timeframe, use the filter.
3. If school is in session, the **current day code** is highlighted. In this case, B is highlighted.
4. Use the tabs at the bottom or scroll left and right to view **Attendance and Classwork**.
5. Select the square **QR code** icon to open a QR code for this student. Staff members at the school can scan this code to access the student's schedule, attendance, and classwork.

Calendar



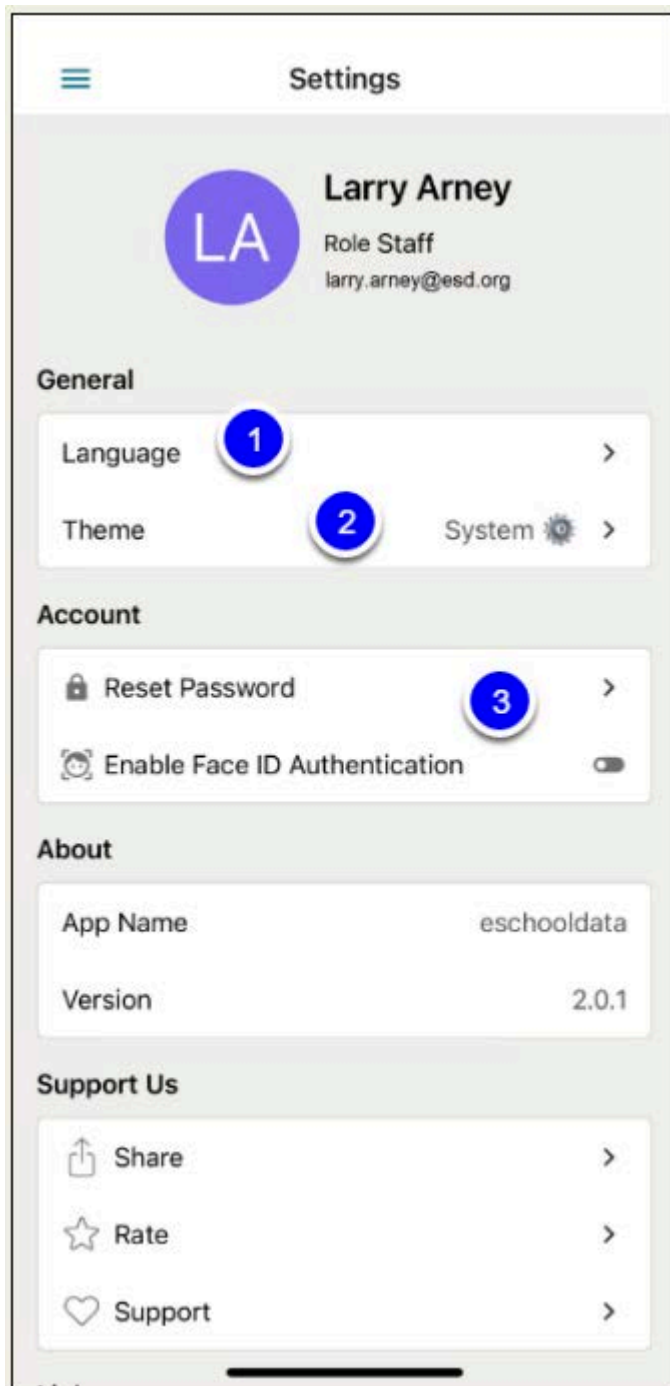
The Calendar tab notes any important events defined by the school, such as No School days. The Calendar can be filtered as needed to view information for various times of year.

Messages



The Inbox displays any messages from Teachers/Staff to Parents and/or Students. **Unread messages** are denoted with a blue dot.

Settings



1. **Language** can be set to English or Spanish.

2. **Theme** can be set to Light, Dark, or System.

3. Users can reset their **password**. Adult users can also enable a biometric login. This is Face ID for Apple users, and for Android users, this is a thumbprint or fingerprint ID.

