




Montoursville Area School District

Budget Talks

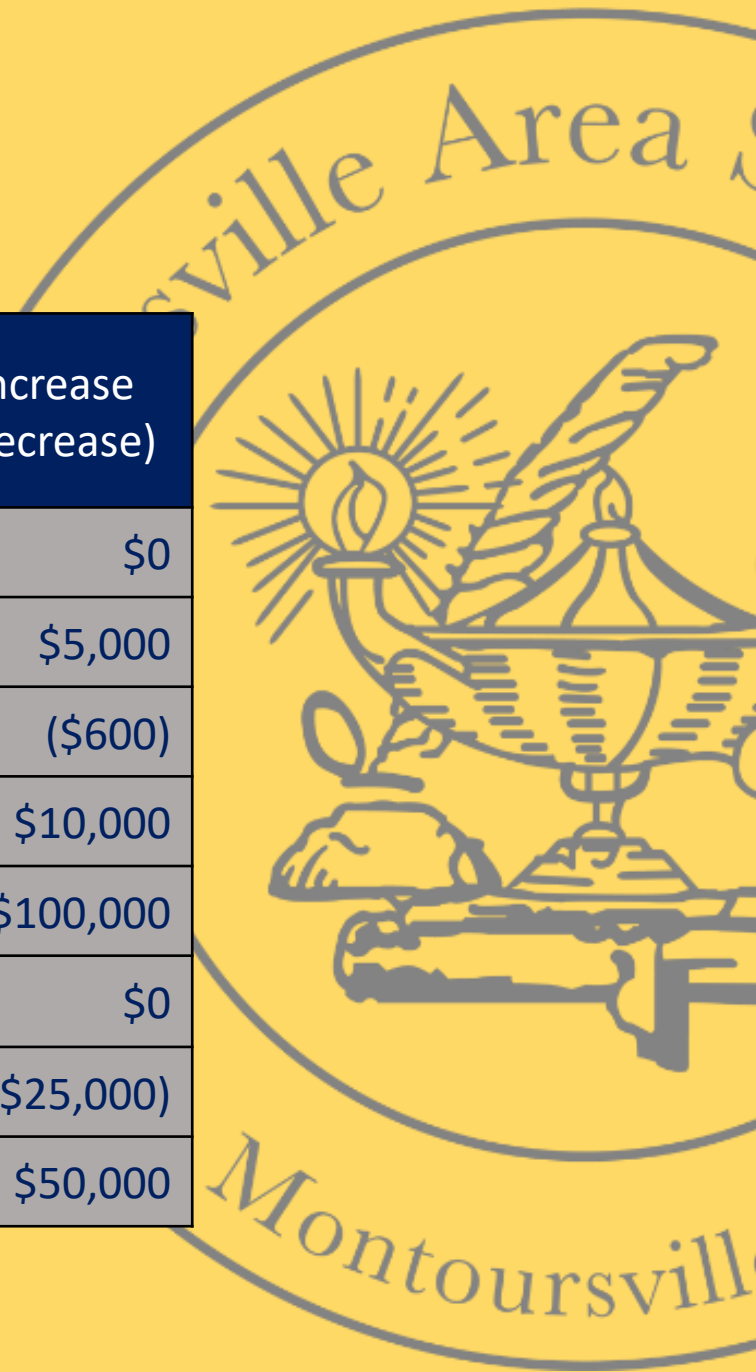
2025-2026 Expenditure
Projections

April 8, 2025



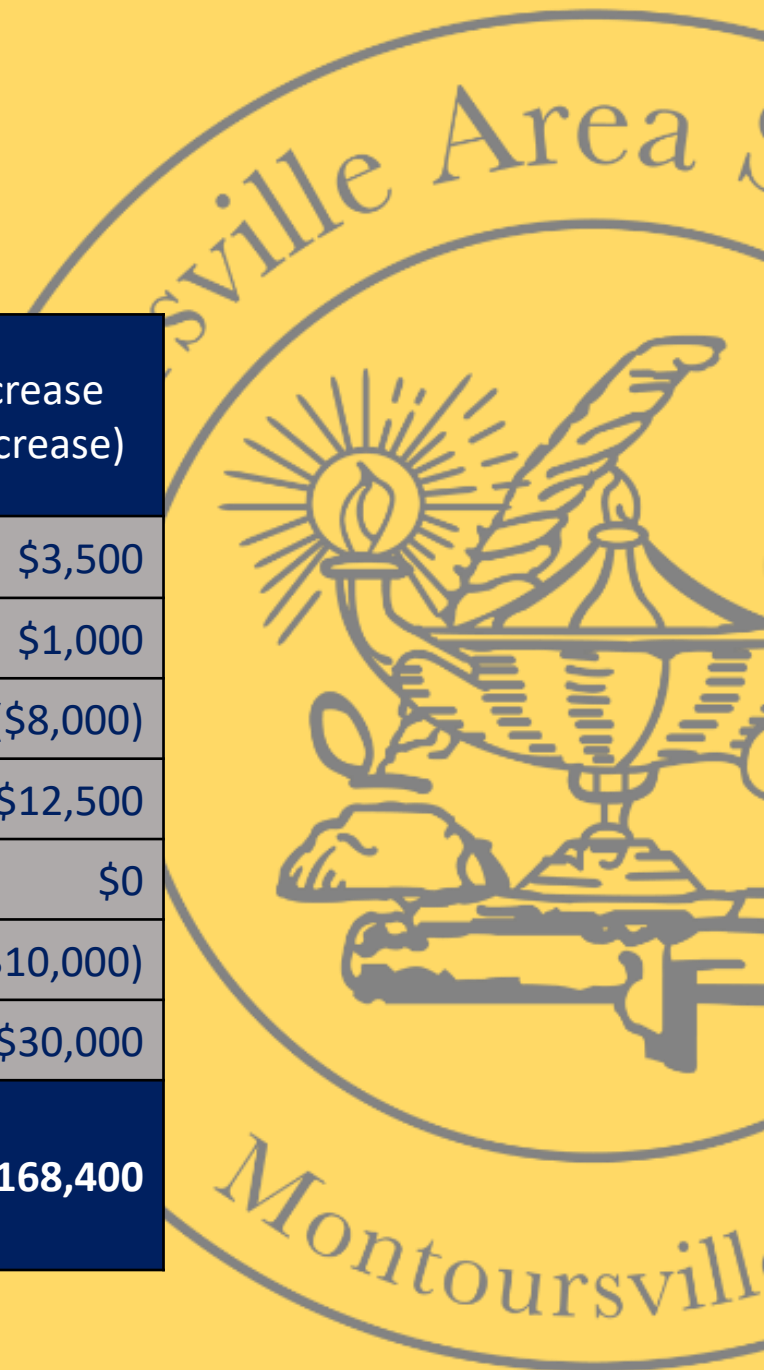
Local Revenue

LOCAL REVENUE	2023-2024 Actuals	2024-2025 Budget	2025-2026 Budget	Increase (Decrease)
6111 CURRENT REAL ESTATE TAXES	\$12,528,326	\$12,816,620	\$12,816,620	\$0
6112 INTERIM REAL ESTATE TAXES	\$25,968	\$10,000	\$15,000	\$5,000
6113 PUBLIC UTILITY REALTY TAXES	\$15,401	\$16,000	\$15,400	(\$600)
6114 PAYMENTS IN-LIEU OF TAXES	\$55,250	\$45,000	\$55,000	\$10,000
6151 EARNED INCOME TAXES	\$4,504,202	\$4,400,000	\$4,500,000	\$100,000
6153 REAL ESTATE TRANSFER TAXES	\$246,419	\$260,000	\$260,000	\$0
6411 DELQ. REAL ESTATE TAXES	\$428,810	\$525,000	\$500,000	(\$25,000)
6510 EARNINGS ON INVESTMENTS	\$521,448	\$250,000	\$300,000	\$50,000



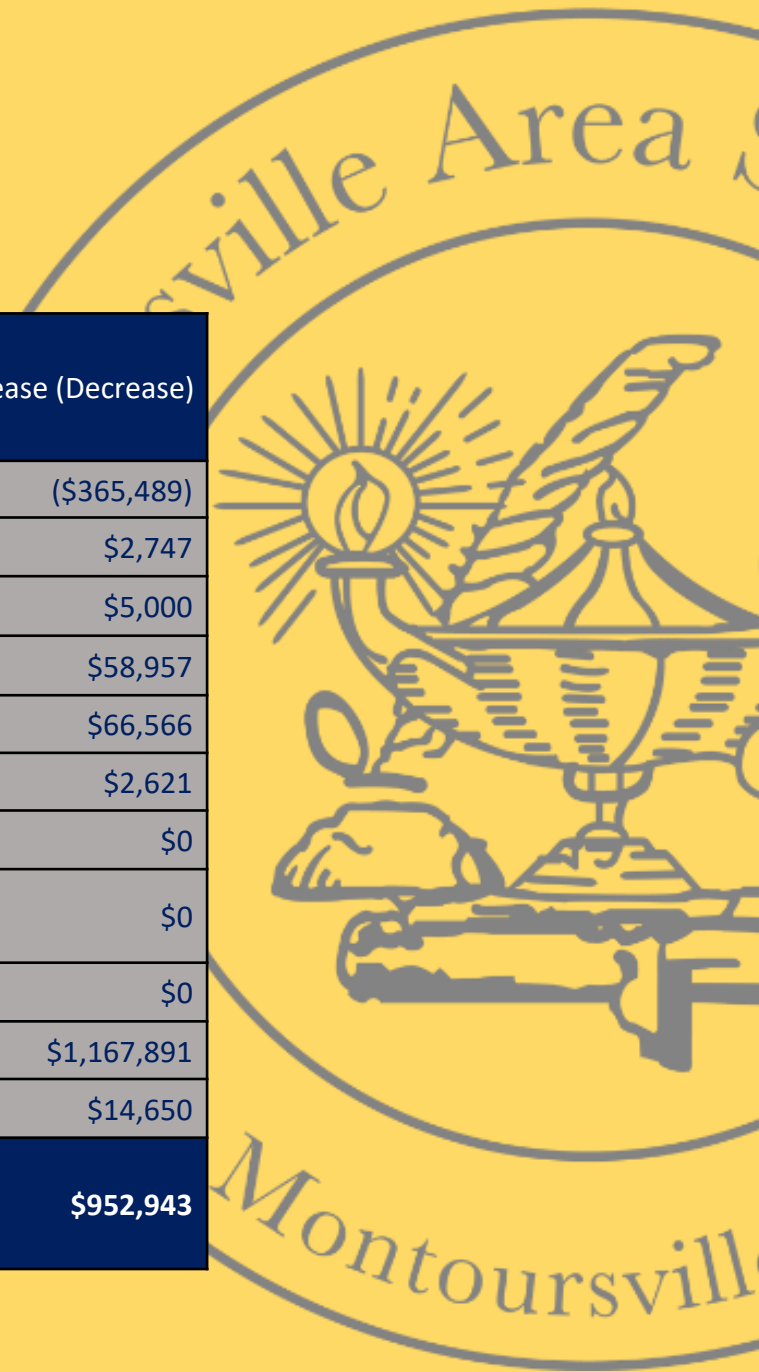
Local Revenue

LOCAL REVENUE (continued)	2023-2024 Actuals	2024-2025 Budget	2025-2026 Budget	Increase (Decrease)
6710 ATHLETIC EVENT ADMISSIONS	\$56,486	\$50,500	\$54,000	\$3,500
6740 ACTIVITY PARTICIPATION FEE	\$12,600	\$10,000	\$11,000	\$1,000
6790 DEVICE INSURANCE	\$9,989	\$18,000	\$10,000	(\$8,000)
6832 IDEA FUNDING	\$380,305	\$367,805	\$380,305	\$12,500
6910 RENTALS	\$1,308	\$3,000	\$3,000	\$0
6940 TUITION PAYMENTS	\$40,773	\$60,000	\$50,000	(\$10,000)
6999 MISCELLANEOUS REVENUE	\$293,327	\$20,000	\$50,000	\$30,000
TOTAL LOCAL REVENUE	\$19,120,612	\$18,851,925	\$19,020,325	\$168,400



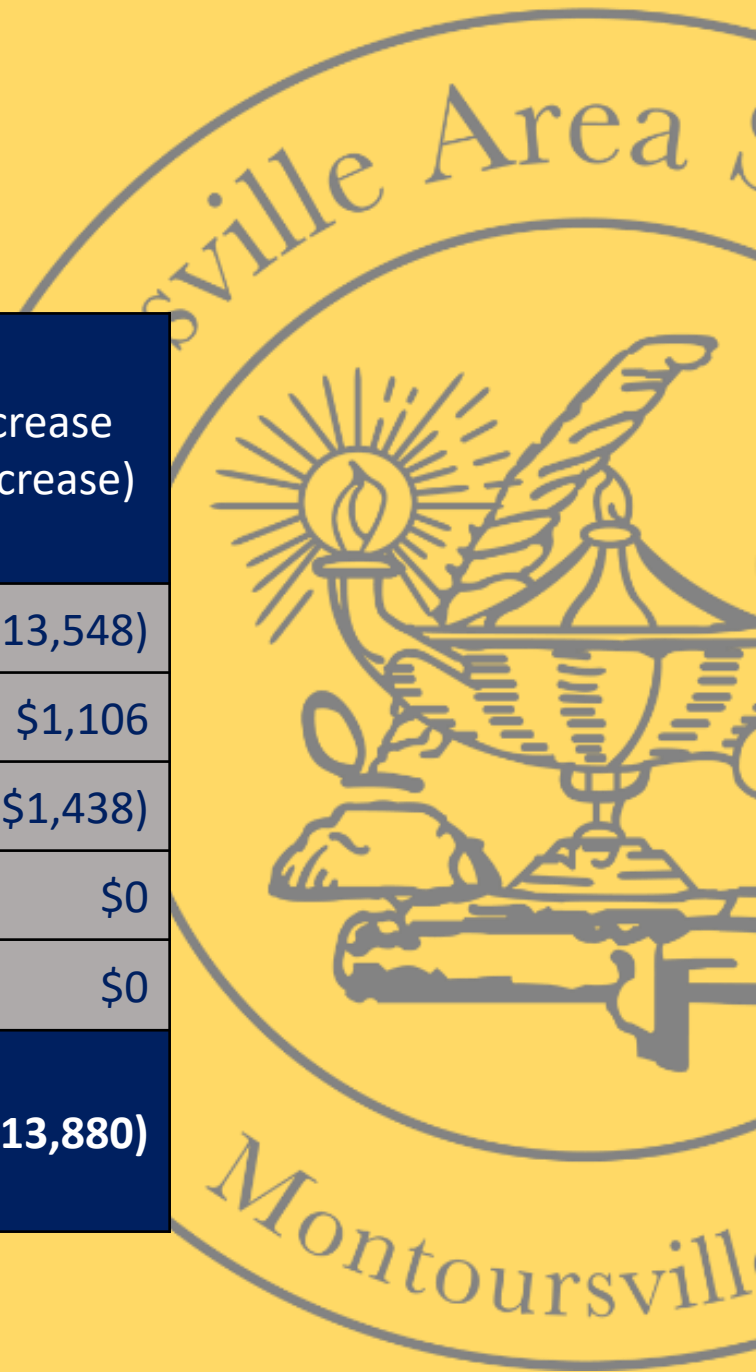
State Revenue

STATE REVENUE	2023-2024 Actuals	2024-2025 Budget	2025-2026 Budget	Increase (Decrease)
7110 BASIC INSTRUCTIONAL SUBSIDY	\$8,284,720	\$8,891,327	\$8,525,838	(\$365,489)
7112 STATE SHARE F.I.C.A	\$500,923	\$533,114	\$535,861	\$2,747
7160 TUITION PAYMENTS 1305/1306	\$44,447	\$35,000	\$40,000	\$5,000
7271 SPECIAL EDUCATION	\$1,481,843	\$1,511,005	\$1,569,962	\$58,957
7310 TRANSPORTATION	\$543,162	\$590,401	\$656,967	\$66,566
7320 RENTAL & SINKING FUND PAYMENTS	\$231,493	\$298,360	\$300,981	\$2,621
7330 MEDICAL & DENTAL SERVICES	\$30,858	\$31,000	\$31,000	\$0
7340 STATE PROPERTY TAX REDUCTION ALLOCATION	\$648,383	\$776,387	\$776,387	\$0
7361 SAFE SCHOOL GRANT	\$74,139	\$0	\$0	\$0
7501 PA BLOCK GRANTS	\$605,061	\$264,755	\$1,432,646	\$1,167,891
7800 OTHER INCOME FROM STATE	\$2,364,481	\$2,312,950	\$2,327,600	\$14,650
TOTAL STATE REVENUE	\$14,809,510	\$15,244,299	\$16,197,242	\$952,943



Federal Revenue

FEDERAL REVENUE	2023-2024 Actuals	2024-2025 Budget	2025-2026 Budget	Increase (Decrease)
8514 TITLE I	\$308,016	\$308,016	\$294,468	(\$13,548)
8515 TITLE II	\$43,681	\$43,681	\$44,787	\$1,106
8517 TITLE IV	\$24,634	\$24,634	\$23,196	(\$1,438)
8700 ESSER & GEER	\$233,027	\$0	\$0	\$0
8810 PA. MEDICAL ACCESS FUNDING	\$2,340	\$0	\$0	\$0
TOTAL FEDERAL REVENUE	\$611,698	\$376,331	\$362,451	(\$13,880)



Expenditures

Total	2023-2024 Actuals	2024-2025 Budget	2025-2026 Budget	Increase (Decrease)	Increase (Decrease) Percent
100 SALARIES	\$13,642,938	\$13,900,355	\$13,977,618	\$77,263	1.94%
200 EMPLOYEE BENEFITS	\$8,977,676	\$9,341,520	\$9,547,337	\$205,817	0.85%
300 PURCHASED PROFESSIONAL & TECHNICAL SERVICES	\$2,050,524	\$1,954,280	\$2,140,910	\$186,630	0.05%
400 PURCHASED PROPERTY SERVICES	\$587,732	\$755,095	\$887,871	\$132,776	0.06%
500 OTHER PURCHASED SERVICES	\$3,909,913	\$3,754,431	\$3,961,009	\$206,578	0.19%
600 SUPPLIES	\$1,253,620	\$1,099,798	\$1,230,112	\$130,314	0.21%
700 PROPERTY	\$630,928	\$329,110	\$318,860	(\$10,250)	0.03%
800 OTHER OBJECTS	\$72,709	\$68,447	\$69,247	\$800	0.01%
900 OTHER USES OF FUNDS	\$3,394,469	\$4,282,694	\$3,587,851	(\$694,843)	-0.72%
TOTAL BUDGETARY RESERVE	\$34,520,509	\$35,485,730	\$35,720,815	\$235,085	2.62%



Fund Balance

Fund Balance - June 30, 2024	\$3,919,356
UNASSIGNED	\$3,559,806
ASSIGNED / COMMITTED	\$359,550
24-25 PROJECTED BUDGET USE	(\$663,559)
Projected Fund Balance - June 30, 2025	\$3,255,797



Mills Summary

Not Filling Physics Teacher Position

MILLS SUMMARY	17.09 No Increase	17.27 .18 Increase	17.09 No Increase	17.11 .02 Increase
TOTAL REVENUE	\$35,580,018	\$35,722,018	\$35,580,018	\$35,596,018
TOTAL EXPENDITURES	\$35,720,815	\$35,720,815	\$35,594,184	\$35,594,184
IMPACT ON MEDIAN PROPERTY	\$0	\$22	\$0	\$2
Budgetary Reserve	\$0	\$0	\$0	\$0
EXCESS OF REVENUE OR (EXPENDITURES)	(\$140,797)	\$1,203	(\$14,166)	\$1,834

Questions

