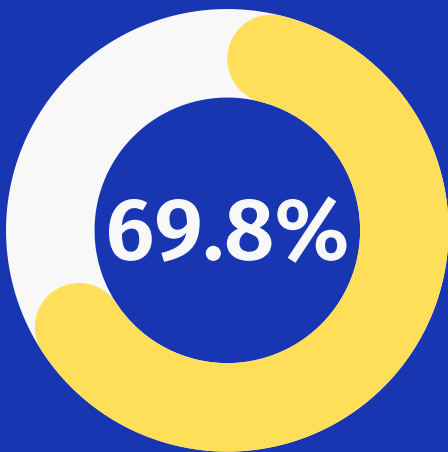




Montoursville Area School District




Based on our recent parent survey, nearly 70% of the parent responses were in favor of armed security personnel.

MASD sent 1597 surveys through School Messenger. 546 of those surveys were completed. That gives us a 34.2% return rate.


Other interesting numbers from the data:



84.8% of the 381 respondents in favor of armed security personnel were either neutral or agree to a tax increase to support this initiative.

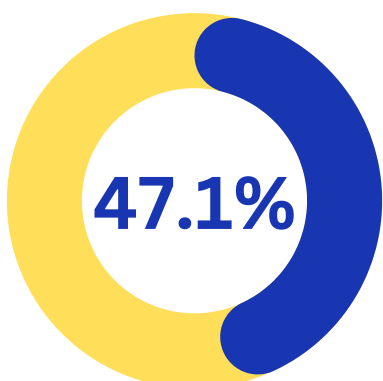


15.2% of the 381 respondents in favor of armed security personnel disagree with a tax increase to support this initiative.



34.1% of the 546 responses either agree or are neutral to having both armed and unarmed security personnel in the schools.

4 number of responses that agree to a tax increase but are neutral to security personnel



47.1% were in favor of unarmed security personnel at our schools.

19 number of responses neutral to every question